



P: 905-792-2255  
E: SALES@ACERIVET.COM  
W: ACERIVET.COM

# BOM<sup>®</sup>

The Highest Strength  
Blind Fasteners  
in the World




HUCK

# Huck® BOM®


## The Highest Strength Blind Oversized Fastener Available

Often used as a replacement for welding, Huck BOM® is so strong, one BOM (Blind, Oversized Mechanically locked) fastener can do the work of up to four conventional fasteners. Its unique push-and-pull installation design makes it ideal for military vehicles, auto suspensions, rail car assembly, and much more. BOM's high fatigue thread form extends the life of any structure. Offering accurate, easy, quick installation, BOM requires no special training or skills for operators.



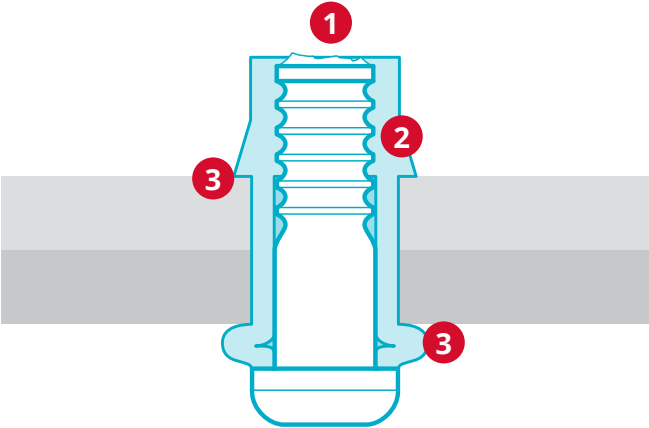
**Available Sizes** 3/16", 1/4", 5/16", 3/8", 1/2", 5/8", 3/4"

**Materials** Steel

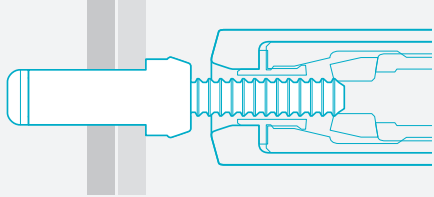


- ✓ Unmatched installation speed
- ✓ Low overall installed cost
- ✓ Vibration resistance
- ✓ Quiet non-torque tools
- ✓ No repetitive stress injuries
- ✓ Eliminates need for secondary operations
- ✓ No special training or skills required for operators

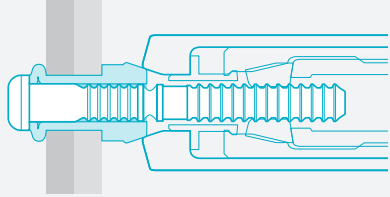
# Secure, Fast Installation



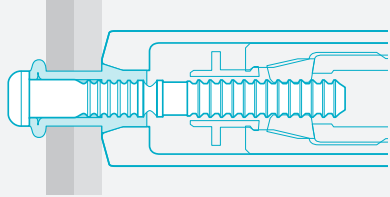
- 1 When the pin separates near flush, the BOM fastener is installed correctly. The BOM fastener does not require surface preparation, grinding or filling after installation.
- 2 The collar is locked to the pin through the "swaging" process, creating a high vibration resistant connection and the highest strength of any blind fastener.
- 3 Large bearing area on both sides of the work piece ensures a permanently held, tamper resistant joint.



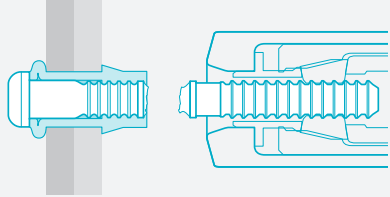
**1** Insert the fastener into the hole and slip the installation tool over the pintail.



**2** Press the trigger to initiate pulling action. As the tool pulls on the pintail, the unique collar design "stands off" the swaging action until the maximum allowable bulb is formed on the backside.

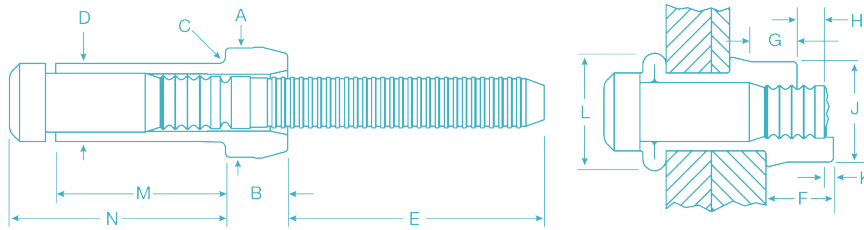


**3** Continued pulling on the pintail draws the work pieces together and the swaging anvil overcomes the standoff and moves down the length of the collar, securely locking the collar to the pin.



**4** Once the collar is swaged, the tool ejects the fastener and releases the puller to complete the sequence.

# Data and Dimensions



## Small Diameter Bullet Head Blind Rivet

DIA.	DIA	HOLE SIZE	A	B	C MAX	D	E MIN
3/16"	(6)	.202-.222	0.276 - 0.286	0.152 - 0.168	0.015	0.196 - 0.206	0.785
1/4"	(8)	.277 - .292	0.368 - 0.380	0.205 - 0.225	0.020	0.262 - 0.275	0.860
5/16"	(10)	.348 - .368	0.468 - 0.478	0.266 - 0.278	0.025	0.332 - 0.346	1.285
3/8"	(12)	.413-.435	0.553 - 0.563	0.315 - 0.327	0.030	0.393 - 0.411	1.230
1/2"	(16)	.546 - .581	0.740 - 0.755	0.415 - 0.438	0.035	0.529 - 0.544	1.530
5/8"	(20)	.687 - .728	0.925 - 0.941	0.507 - 0.545	0.040	0.662 - 0.685	1.710
3/4"	(24)	.828 - .873	1.110 - 1.130	0.637 - 0.654	0.050	0.795 - 0.816	2.150

## Inspection Data

DIA.	F NOM	G MIN	H MAX	J MAX	K MAX	L NOM
3/16"	0.177	0.109	0.094	0.261	0.031	0.306
1/4"	0.232	0.156	0.094	0.346	0.031	0.405
5/16"	0.300	0.187	0.171	0.434	0.046	0.517
3/8"	0.360	0.203	0.171	0.510	0.046	0.605
1/2"	0.475	0.297	0.171	0.686	0.063	0.841
5/8"	0.595	0.406	0.313	0.874	0.078	.997
3/4"	0.722	0.438	0.313	1.027	0.078	1.196

## Installed Values in Nominal Grip (lbs.)

DIA.	SHEAR	TENSILE
3/16"	2800	1800
1/4"	5100	3250
5/16"	8050	5200
3/8"	11100	7250
1/2"	20150	13000
5/8"	28500	20500
3/4"	45100	29100

**Note:** These are minimum ultimate shear and tensile strengths, in pounds, of installed fastener, when tested in a grip equal to or greater than one and one half the fastener diameter.

## Grip Data

SIZE	GRIP NO.	GRIP RANGE	M NOM	N MAX
6 (3/16")	2	.093 -.156	.376	.500
	3	.157 -.219	.439	.562
	4	.220 -.281	.501	.625
	5	.282 -.344	.564	.687
	6	.345 -.406	.626	.750
	7	.407 -.469	.689	.812
	8	.470 -.531	.751	.875
	9	.532 -.594	.814	.937
	10	.595 -.656	.876	1.000
	11	.657 -.719	.939	1.062
	12	.720 -.781	1.001	1.125
	8 (1/4")	2	.093 -.156	.460
3		.157 -.219	.523	.688
4		.220 -.281	.585	.750
5		.282 -.344	.648	.813
6		.345 -.406	.710	.875
7		.407 -.469	.773	.938
8		.470 -.531	.835	1.000
9		.532 -.594	.898	1.063
10		.595 -.656	.960	1.125
11		.657 -.719	1.023	1.188
12		.720 -.781	1.085	1.250
13		.782 -.843	1.147	1.313
14		.844 -.905	1.209	1.375
10 (5/16")		4	.188 -.312	.695
	5	.250 -.375	.758	.938
	6	.313 -.437	.820	1.000
	8	.438 -.562	.945	1.125
	10	.563 -.687	1.070	1.250
	12	.688 -.812	1.195	1.375
	14	.813 -.937	1.320	1.500
	16	.938 -1.062	1.445	1.625

SIZE	GRIP NO.	GRIP RANGE	M NOM	N MAX
12 (3/8")	4	.188 -.312	.766	.975
	6	.313 -.437	.891	1.100
	8	.438 -.562	1.016	1.225
	10	.563 -.687	1.141	1.350
	12	.688 -.812	1.266	1.475
	14	.813 -.937	1.391	1.600
	16	.938 -1.062	1.516	1.725
	18	1.063 -1.187	1.641	1.850
	20	1.188 -1.312	1.766	1.975
	16 (1/2")	4	.251 -.375	1.000
6		.376 -.500	1.125	1.391
8		.501 -.625	1.250	1.516
10		.626 -.750	1.375	1.641
12		.751 -.875	1.500	1.766
14		.876 -1.000	1.625	1.891
16		1.001 -1.125	1.750	2.016
18		1.126 -1.250	1.875	2.141
20		1.251 -1.375	2.000	2.266
22		1.376 -1.500	2.125	2.391
20 (5/8")	24	1.501 -1.625	2.250	2.516
	4	.251 -.500	1.213	1.531
	8	.501 -.750	1.463	1.781
	12	.751 -1.000	1.713	2.031
	16	1.001 -1.250	1.963	2.281
	20	1.251 -1.500	2.213	2.531
24 (3/4")	4	.251 -.500	1.380	1.750
	8	.501 -.750	1.630	2.000
	12	.751 -1.000	1.880	2.250
	16	1.001 -1.250	2.130	2.500
	20	1.251 -1.500	2.380	2.750
	24	1.501 -1.750	2.630	3.000
	28	1.751 -2.000	2.880	3.250
	32	2.001 -2.250	3.130	3.500
	36	2.251 -2.500	3.380	3.750
	40	2.501 -2.750	3.630	4.000
	44	2.751 -3.000	3.880	4.250

# Ordering Information

Follow the form below to construct a part number for ordering Huck BOM blind fasteners. Refer to the Grip Data chart for grip numbers.

BOM-R (DIAMETER) - (GRIP NUMBER)

**Example:** BOM-R8-6 is a BOM blind rivet, Steel, 1/4" Diameter, Grip 6.

Material	Code
Steel	R

DIA.	CODE
3/16"	6
1/4"	8
5/16"	10
3/8"	12
1/2"	16
5/8"	20
3/4"	24

## Materials and Finishes

MATERIAL	SLEEVE	PIN	SLEEVE FINISH*	PIN FINISH*
Steel	Low Carbon Steel	Medium Carbon Steel	Zinc Plated Clear Chromate	black oil

\* Optional coatings available



# Installation Tooling

## Installation Tools

SIZE*	PNEUDRAULIC TOOLS		HYDRAULIC TOOLS					
	TOOL MODEL							
	254	256	2480	2581	2600	2624	2624 PTD	3585
	NOSE ASSEMBLY							
3/16"	99-1053	99-1053	99-994	99-1053				
1/4"	99-830-1	99-830-1		99-830-1				
5/16"		99-769		99-769**	99-3119			
3/8"		99-1272*			99-3122			
1/2"						99-5107	99-5106	99-5107
5/8"						99-5102		99-5102
3/4"								99-5103

\* Use only in very low volume repair applications. \*\* Requires 123634-2580 steel deflector



## Tooling Weight and Dimensions

MODEL	TYPE	WEIGHT	LENGTH	HEIGHT	WIDTH
254	Pneudraulic	8.67	8.0	14.9	5.2
256	Pneudraulic	11.1	7.9	14.9	6.3
2480	Hydraulic	2.2	8.2	6.6	1.9
2581	Hydraulic	6.6	8.5	7.3	2.2
2600	Hydraulic	7.3	9.5	7.9	2.7
2624	Hydraulic	17.4	7.4	7.7	3.5
2624 PTD	Hydraulic	17.4	13.02	7.7	3.5
3585	Hydraulic	19	7.9	11.3	2



**HOWMET  
AEROSPACE**

# Howmet Fastening Systems

## Industrial Division Brands



Huck, Marson, Recoil, Keysert, Camloc, Simmonds and Snep are trademarks of Howmet Aerospace Inc. and/or its subsidiaries.

### North America

#### Waco Operations

PO Box 8117  
8001 Imperial Drive  
Waco, TX 76714-8117  
Tel: +1 800-388-4825  
Fax: +1 800-798-4825  
[sales.waco@howmet.com](mailto:sales.waco@howmet.com)

#### Kingston Operations

1 Corporate Drive  
Kingston, NY 12401  
Tel: +1 800-278-4825  
Fax: +1 845-334-7333  
[sales.kingston@howmet.com](mailto:sales.kingston@howmet.com)

#### Tracy Operations

1925 North MacArthur Drive  
Tracy, CA 95376  
Tel: +1 800-826-2884  
Fax: +1 800-573-2645  
[sales.idg@howmet.com](mailto:sales.idg@howmet.com)



**ACE RIVET & FASTENER INC.**  
**P:** 905-792-2255  
**E:** [SALES@ACERIVET.COM](mailto:SALES@ACERIVET.COM)  
**W:** [WWW.SALES@ACERIVET.COM](http://WWW.SALES@ACERIVET.COM)

### Global

#### Telford Operations

Unit C, Stafford Park 7  
Telford, Shropshire  
England TF3 3BQ  
Tel: +44 (0) 1952-290011  
Fax: +44 (0) 1952-290459  
[sales.telford@howmet.com](mailto:sales.telford@howmet.com)

#### Melbourne Operations

1508 Centre Road  
Clayton, Victoria  
Australia 3168  
Tel: +613-8545-3333  
Fax: +613-8545-3390  
[hfsmel.sales@howmet.com](mailto:hfsmel.sales@howmet.com)

#### Tokyo Operations (Japan & Korea)

8F CIRCLES Nihonbashi-  
Bakurocho Bldg  
1-5-12 Nihonbashi-Bakurocho  
103-0002 Tokyo Japan  
Tel: +81-3-5642-8360  
Tel: +81-3-5642-8361 x8365  
Fax: +81-3-5644-5772

#### Suzhou Operations

58 Yinsheng Road,  
SIP Suzhou, Jiangsu  
215126 China  
Tel: +86-512-62863800-8888

[hfsindustrial.com](http://hfsindustrial.com)

[YouTube.com/HFSIndustrial](https://www.youtube.com/HFSIndustrial)

The information contained in this publication is only for general guidance, and is not intended to create any warranty, express, implied, or statutory; all warranties are contained only in Howmet Fastening Systems' written quotations, acknowledgments, and/or purchase orders. It is recommended that the user secure specific, up-to-date data and information regarding each application and/or use of such products.